









Lire un tableau à double entrée








1. Colorie les cadeaux dans le tableau.
2. Dessine un cadeau rouge avec un nœud bleu clair dans la bonne case.

3. Dessine les fleurs dans les cases aux bords noirs.




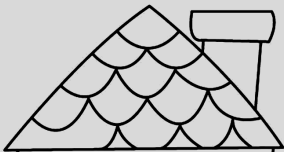
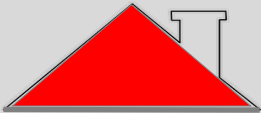
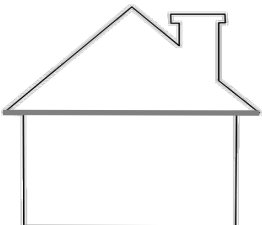
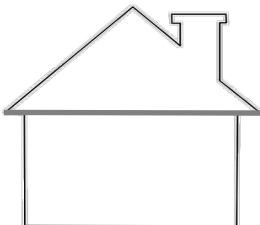
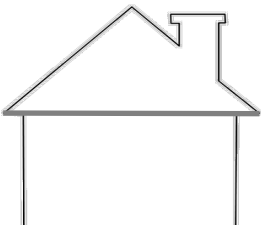
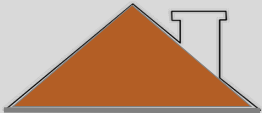
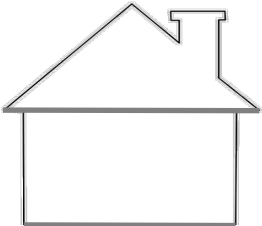
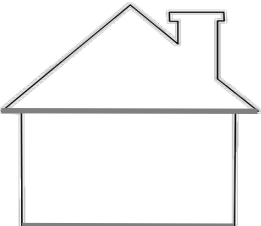
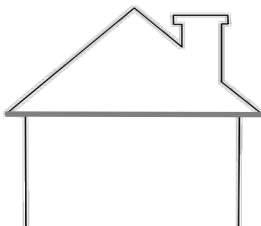
4. Fais une croix dans la case où tu mettrais cette fleur.



Lire un tableau à double entrée













1. Termine les maisons du tableau.

3. Complète les boules dans les cases hachurées.

4. Colorie les boules de la deuxième colonne en rouge.

5. Colorie les étoiles de la première colonne en jaune.

			
 des ronds			
 des étoiles			
 des triangles	